

# Placement report of USI graduates

## 2015 Survey Results

**Build your future**

## Survey Methodology

- ➔ The 12<sup>th</sup> Survey on USI's graduates job placement was conducted by the *USI Career Service* between May and July 2015. It involved students who graduated in 2013 (i.e. 1 year from graduation) and in 2009 (i.e. 5 years from graduation) from the four USI Faculties: Architecture, Informatics, Communication Sciences, and Economics.
- ➔ Out of 1041 graduates (408 from 2009, 633 from 2013), 527 replied to the survey (50.8%); 172 replies came from 2009 graduates (42.2%), 357 from 2013 graduates (56.4%).

## Main results from the survey

- ➔ 89.6% of students are employed\* after one year from graduation, a number that rises to 95.8% after 5 years.
- ➔ The average time students require to find employment is 2 months.
- ➔ 1 year after graduation, 39.8% of the graduates work in Ticino and 15.2% in other Swiss Cantons. 5 years after graduation, 42.6% of the graduates work in Ticino and 19.6% in other Swiss Cantons.

\* The survey considered only the “active population” according to the definition of the Swiss Federal Statistical Office, by which “active people” are considered those who work or who are “actively” seeking employment.

## A snapshot on employment 1 year after graduation

- ➔ 89.6% of graduates are employed: *of which 77.2% work, 7.7% are part time professionally engaged and part-time studying, and 4.7% are working and doing their PhD.*
- ➔ 10.2% (31) of graduates are actively seeking work: *of which 22.6% (7) hold a Bachelor's degree, 74.2% (23) hold a Master's degree and 3.2% (1) hold a degree in Architecture. 58.0% of these job-seekers have had at least one professional experience for an average duration of 8.5 months; on average, 58.1% graduated are foreigners and they are 27 years old.*

## A snapshot on employment 5 years after graduation

- ⇒ 95.8% of graduates are employed: *of these, 88.1% work (3.6% study and work and 4.1% study for their Phd and work 4.1%).*
- ⇒ 4.2% (7) graduates are seeking a (new) occupation: *their average age is 35; on average, they already have more than 4,7 years of work experience.*

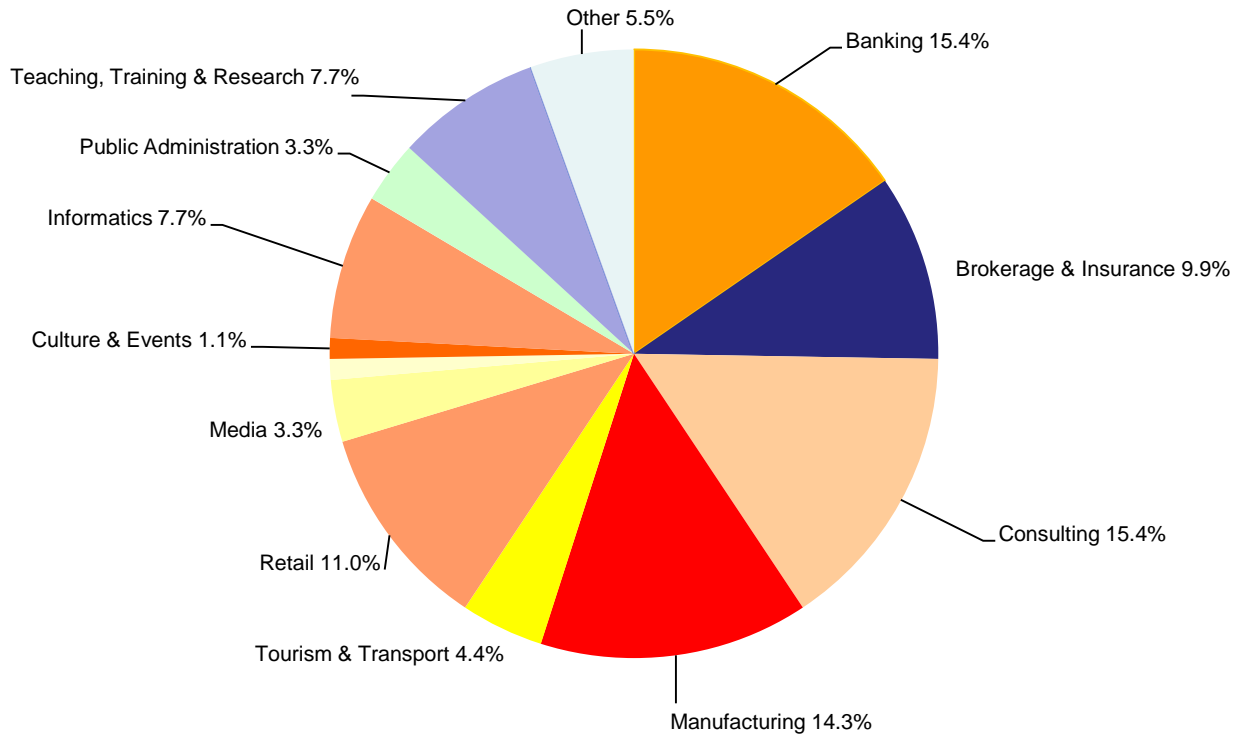
## Average time to find the first job after graduation (1 year)

Months	%
< 0 (before completing studies)	32.6
0 months	8.1
1	6.8
2	7.7
3	15.8
4	5.0
5	2.3
6	9.0
> 6 months	12.7

*Build your future*

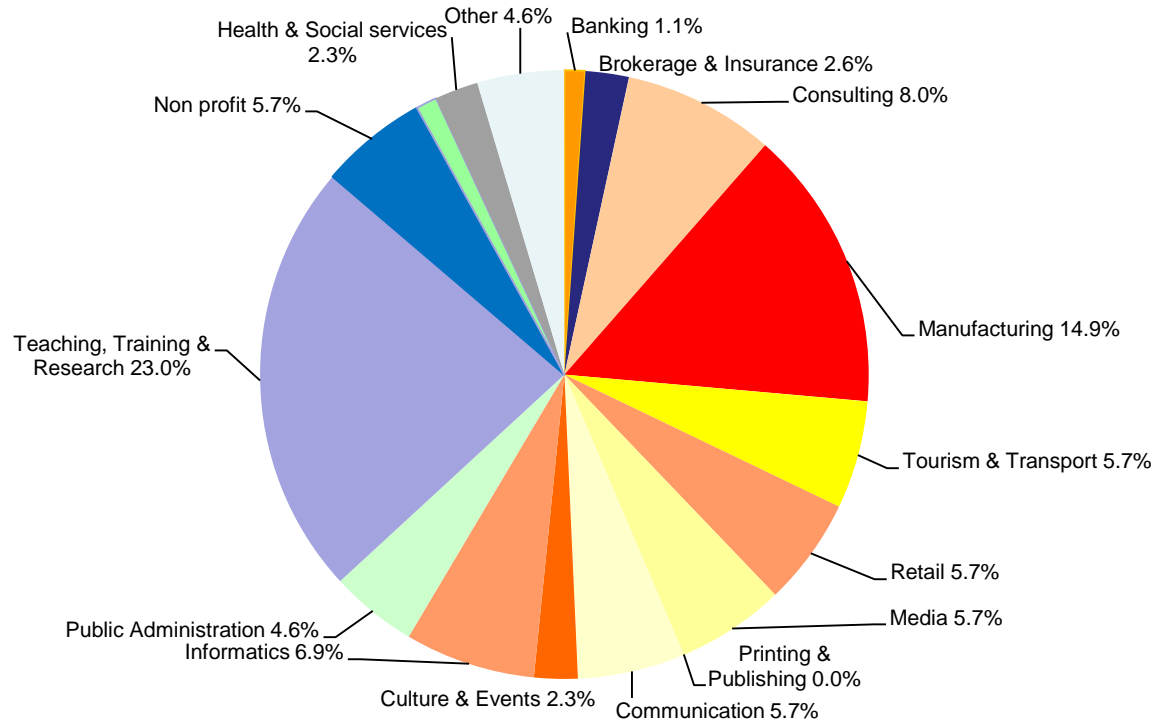
# Employment sectors (1 year after graduation)

## ➔ Economics graduates



# Employment sectors (1 year after graduation)

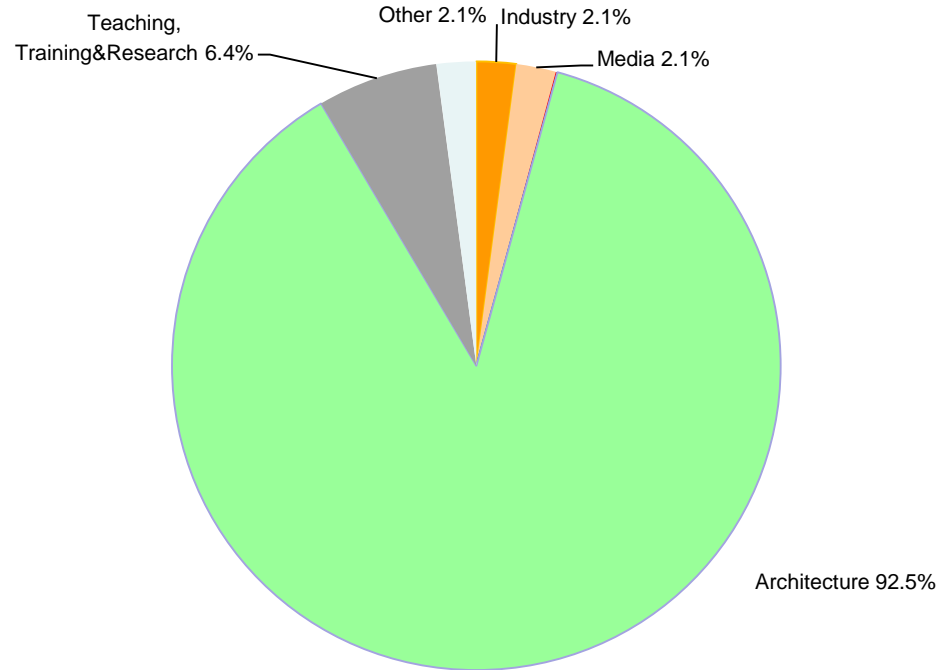
## ➔ Communication Sciences graduates





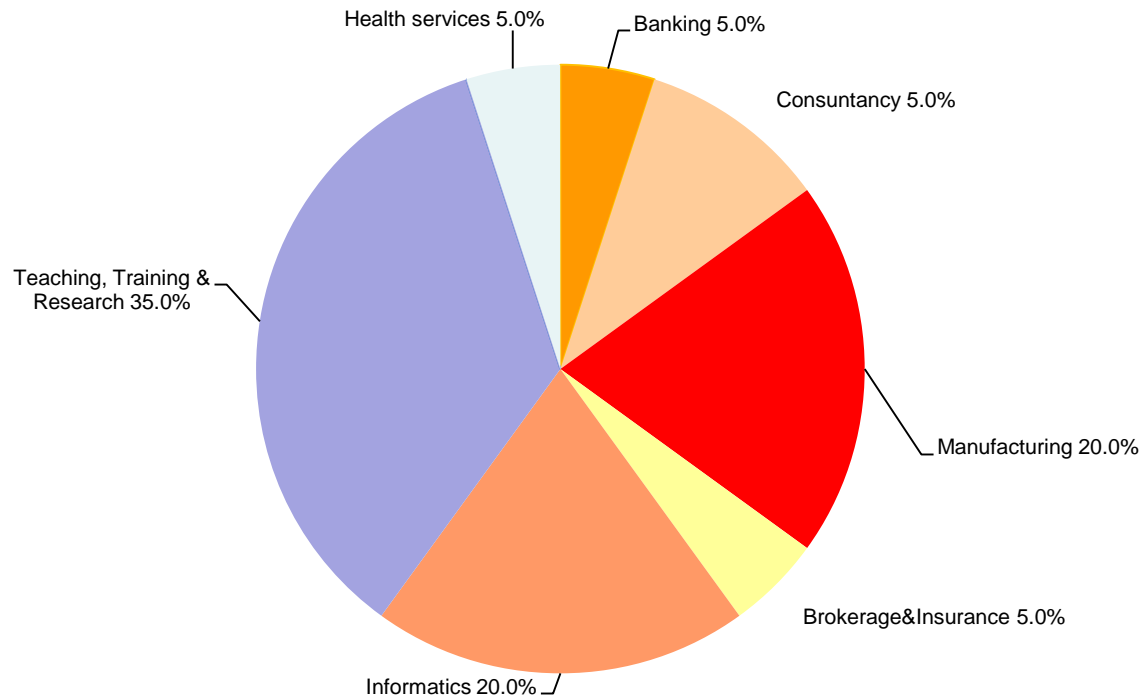
# Employment sectors (1 year after graduation)

## ➔ Architecture graduates



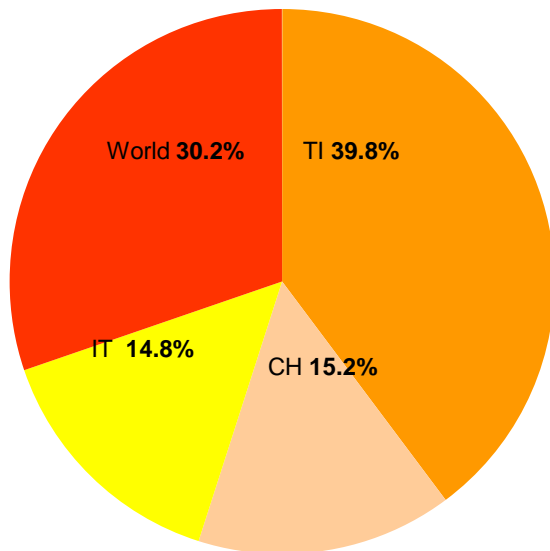
# Employment sectors (1 year after graduation)

➔ Informatics graduates

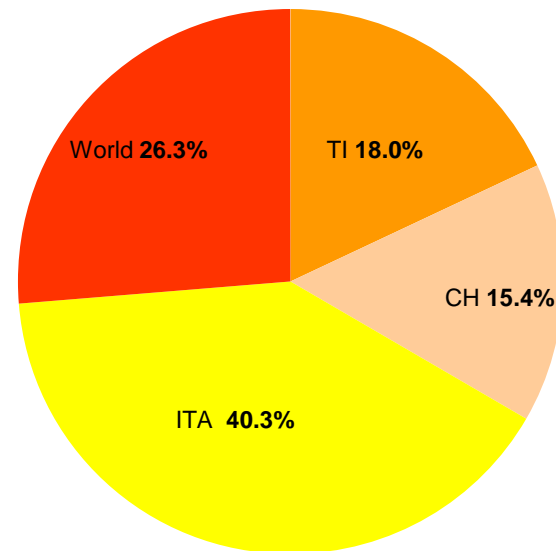


## Workplace (1 year after graduation)

➔ More than 55% work in CH, and 33.4% of the latter come from CH.



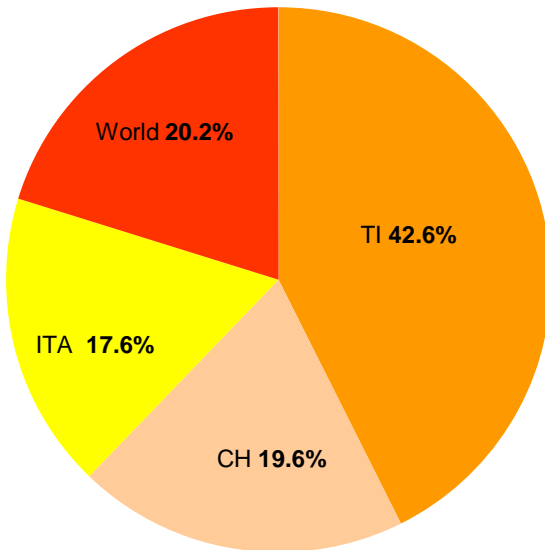
Workplace



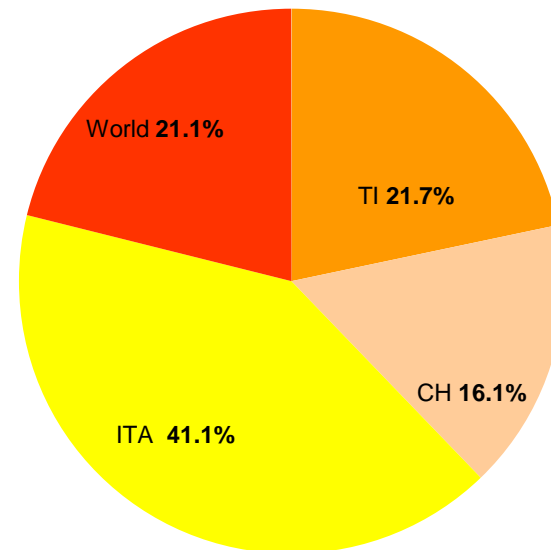
Country of origin

## Work place (5 years after graduation)

➔ 62.2% work in CH compared to 37.8% which comes from CH

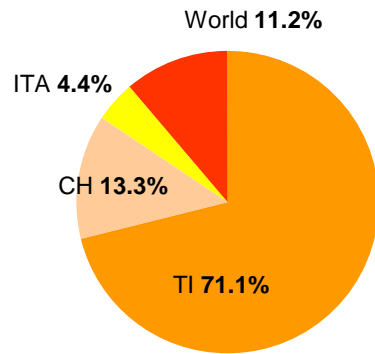


Workplace

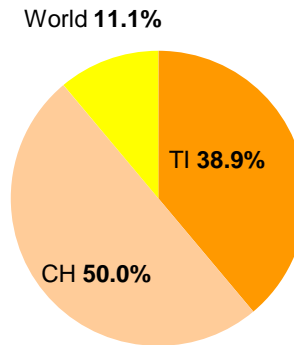


Country of origin

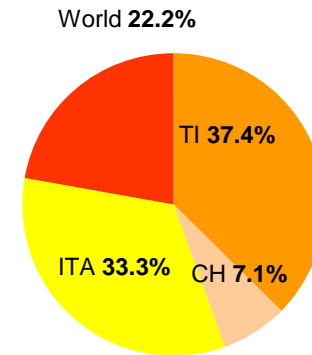
## Workplace (by country, 1 year after graduation)



from  
Ticino

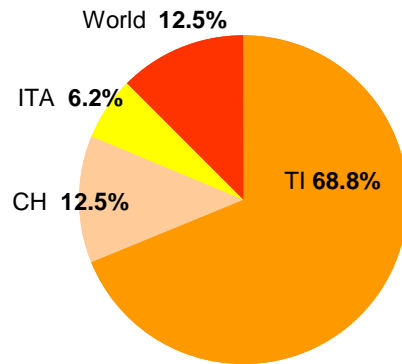


from other Swiss  
Cantons

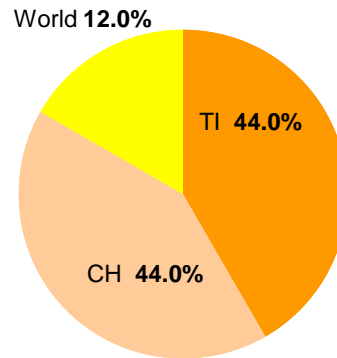


from  
Italy

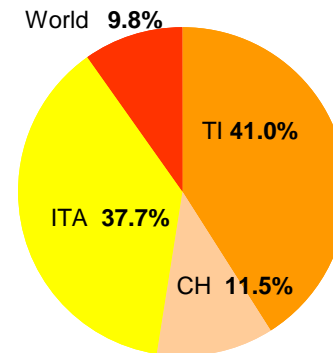
## Workplace (by country, 5 years after graduation)



from Ticino

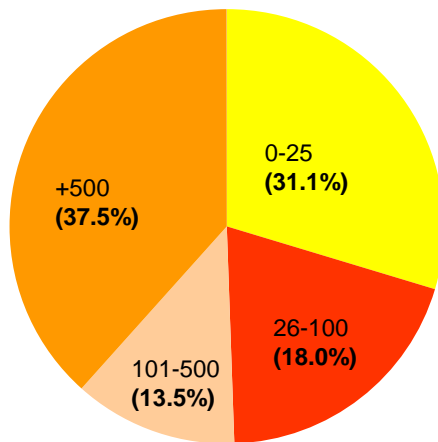


from other Swiss  
Cantons

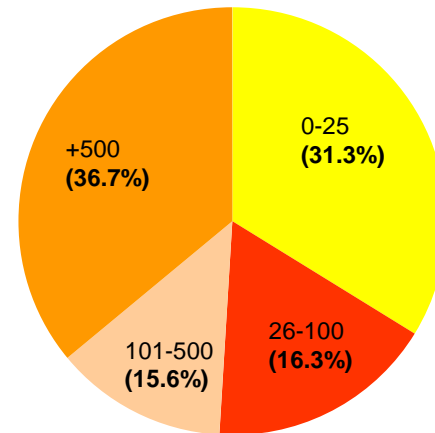


from  
Italy

## Company size (1 year after graduation)

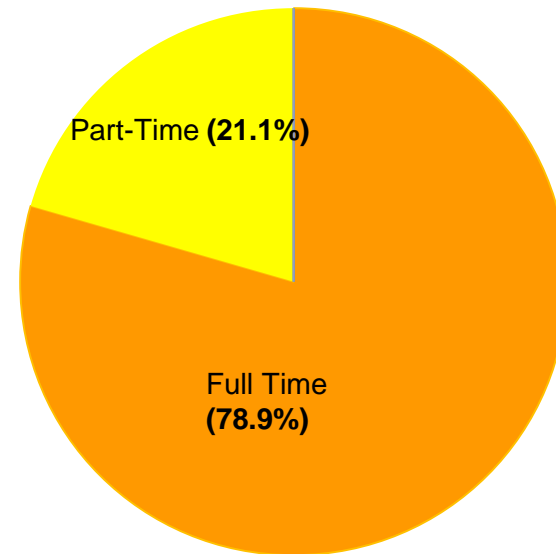
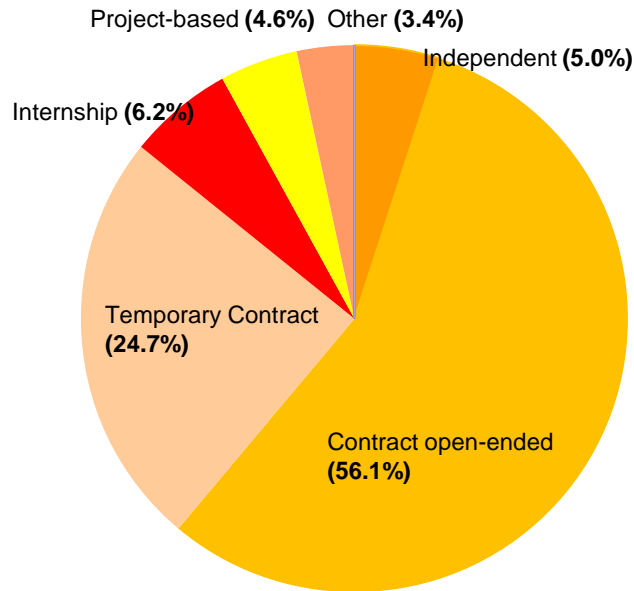


**1 year after graduation**



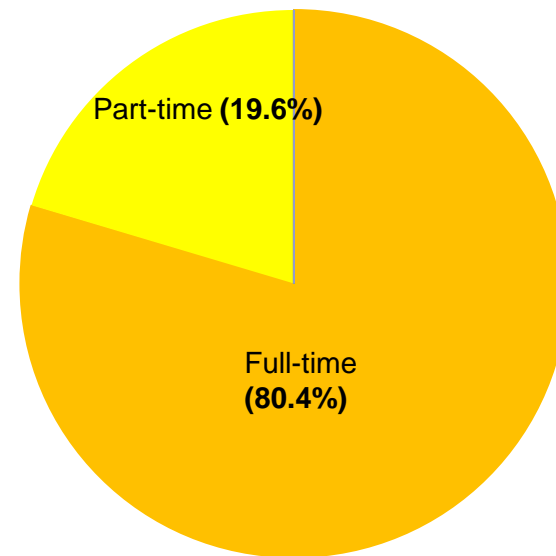
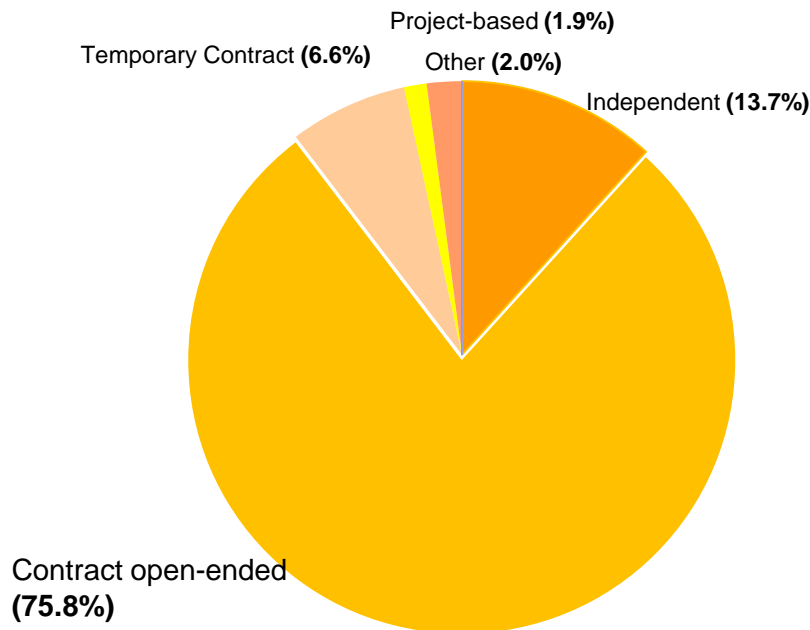
**5 years after graduation**

## Type of contract (1 year after graduation)





## Type of contract (5 years after graduation)



## Annual income of graduates 1 and 5 years after graduation *(average amount, in CHF)*

<b>One year after graduation</b>	
Workplace: Switzerland	
<b>Degree</b>	<b>Average income, CHF</b>
Master	65.700

<b>Five years after graduation</b>	
Workplace: Switzerland	
<b>Degree</b>	<b>Average income, CHF</b>
Master	73.300

## Consistency, job satisfaction and USI

- ➔ 73.2% of respondents work in a field that is consistent with their field of study at USI. 93.0% declare that they are satisfied with their current professional occupation. 5 years after graduation, these percentages amount to 77.7% (consistency) and 88.5% (satisfaction).
- ➔ In the survey, 88.0% of recent graduates and 87.8% of those who graduated 5 years ago declare that they are satisfied with the skills acquired at USI.