

Professional openings
for USI graduates

Survey 2010

Build your future

Methodology used

- ➔ Survey carried out in June 2010 by USI's Career Service on class 2003 and class 2008/2009 (1 year after graduation) and class 2004 (5 year after graduation) graduates from the faculties of Economics, Communication, Architecture and Informatics.
- ➔ 827 graduates contacted, 401 answers received (49%), of which 150 from class 2004 graduates (52%) and 251 from class 2008/2009 graduates (46%).

2010 survey: population and answers (class 2008/2009)

DEGREE	ECO	COM	ARCH	INFO	TOT	% alumni
Bachelor	62	91	-	18	171	31.6
Master	105	125	-	17	247	45.6
Diploma	-	-	82	--	82	15.1
Phd	18	13	-	10	41	7.6
total	185	229	82	45		
% faculty	34.2%	42.3%	15.2%	8.3%	541	100.0

DEGREE	ECO	COM	ARCH	INFO	TOT	% alumni
Bachelor	30	43	-	6	79	31.5
Master	53	60	-	1	114	45.5
Diploma	-	-	33	-	33	13.1
Phd	10	9	-	6	25	9.9
total	93	112	33	13		
% faculty	37%	44.6%	13.1%	5.2%	251	100.0

	ECO	COM	ARCH	INFO	TOT	
% response rate	50.5%	48.9%	40.2%	28.9%	46.4%	

2010 survey: population and answers (class 2004)

<i>FACULTY</i>	ECO	COM	ARCH	TOT
Population (% per facoltà)	69 24.1%	135 47.2%	82 28.6%	286
Answers (% per facoltà)	34 22.6%	81 54%	35 23.3%	150
Response rate (%)	49.3%	60.0%	42.7%	52.4%

Build your future

Survey's main results

- ➔ The percentage of graduates occupied is **94%** 1 year after graduation, which rises to **98%** 5 years after graduation, as in previous years
- ➔ The average time taken to find employment is **1.5** months
- ➔ 1 year after graduation 57% of graduates work in Ticino while after 5 years this percentage drops to 51% while significantly increasing employment in other Swiss cantons from 17% to 25%
- ➔ It is confirmed that a growing number of alumni hold top positions: 5 years after graduation 1 graduate in 3 holds a managerial (8%) or executive position (26%).

The employment situation 1 year after graduation

- ⇒ 94% of graduates are employed: *of these 75% work and 16% study. Among those who work 14% carry out their work simultaneously with their study.*
- ⇒ 6% (16) graduates are looking for an employment : *of these 31% (5) hold a Bachelor's degree, 37% (6) a Master 's degree and 19% (3) a degree in architecture. 50% (8) have already had work experience.*

Build your future

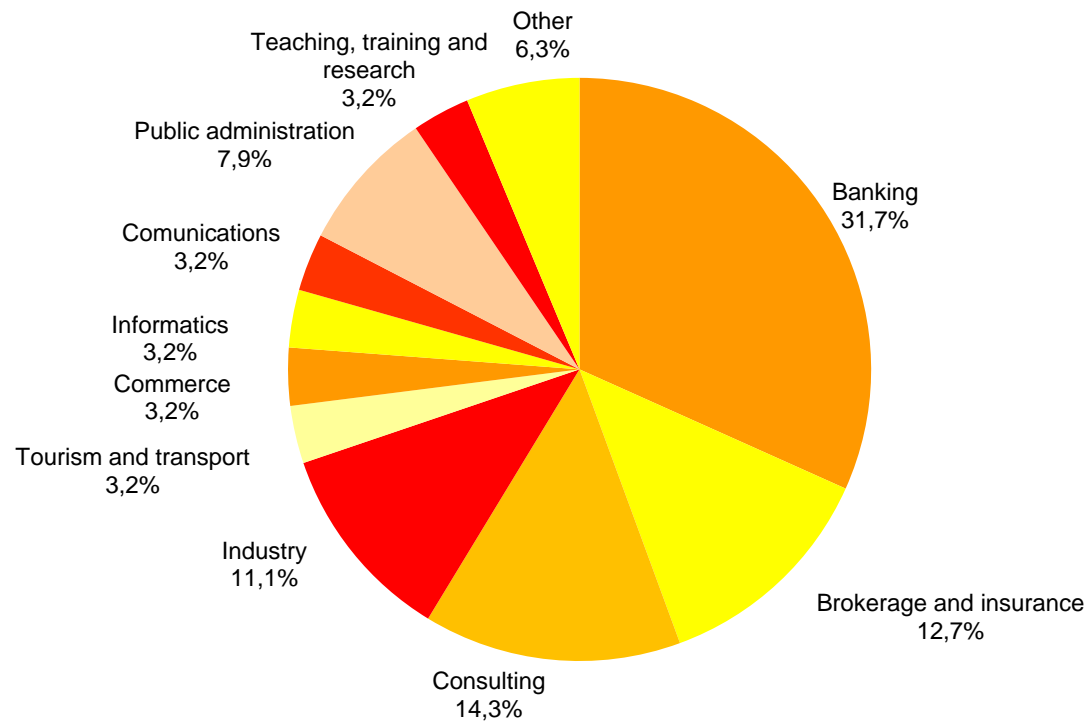
The employment situation 5 year after graduation

- ➔ 98% of graduates are employed: *of these 93% work (work and study 5%) and 5% have made other choices*
- ➔ 2% (3) of graduates are looking for (new) employment: *their average age is 31 and they have already worked in average for more than 4 years*

Build your future

Employment sectors (1 year after graduation)

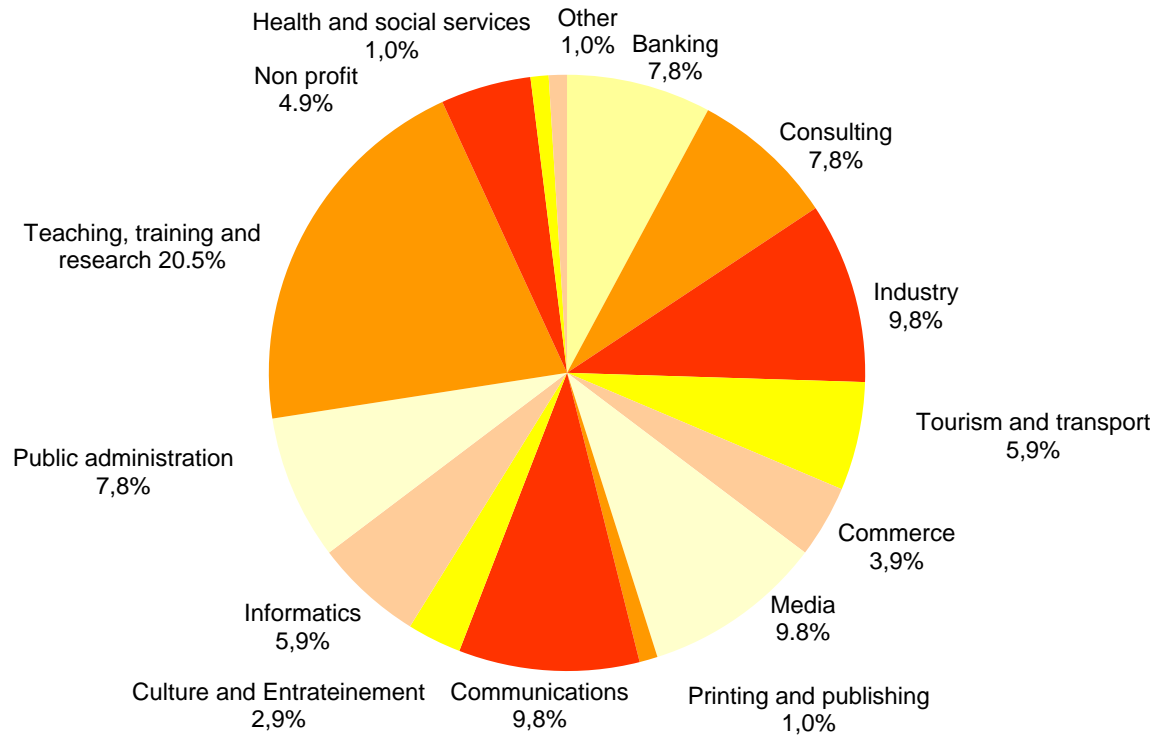
➔ Graduates in Economics



Build your future

Employment sectors (1 year after graduation)

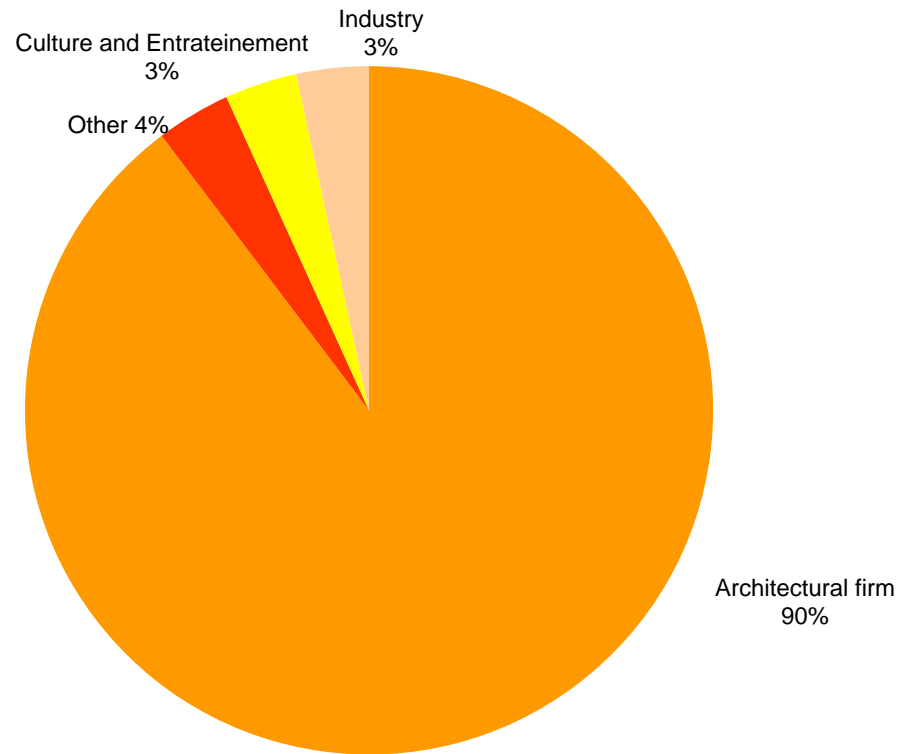
➔ Graduates in Communications Science



Build your future

Employment sectors (1 year after graduation)

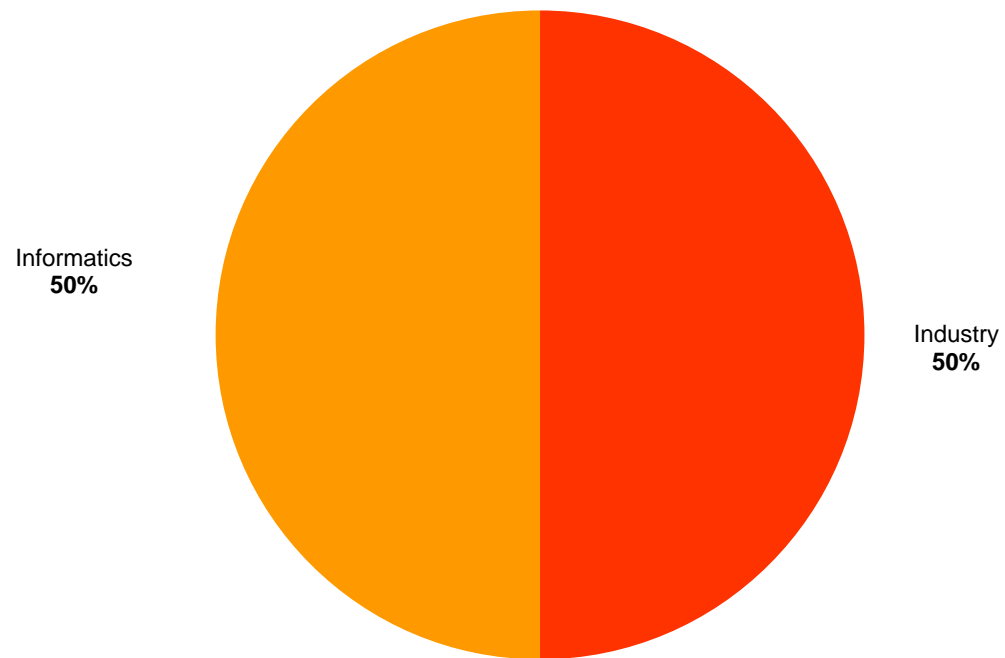
➔ Graduates in Architecture



Build your future

Employment sectors (1 year after graduation)

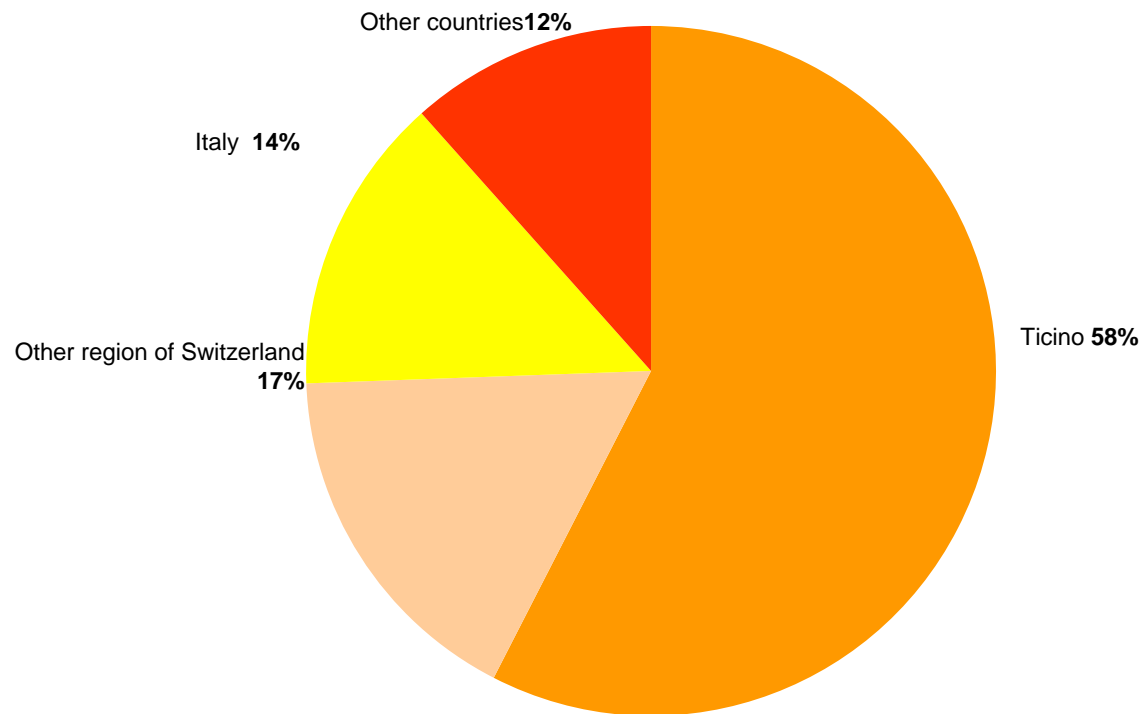
➔ Graduates in Informatics



Build your future

Place of work (1 year after graduation)

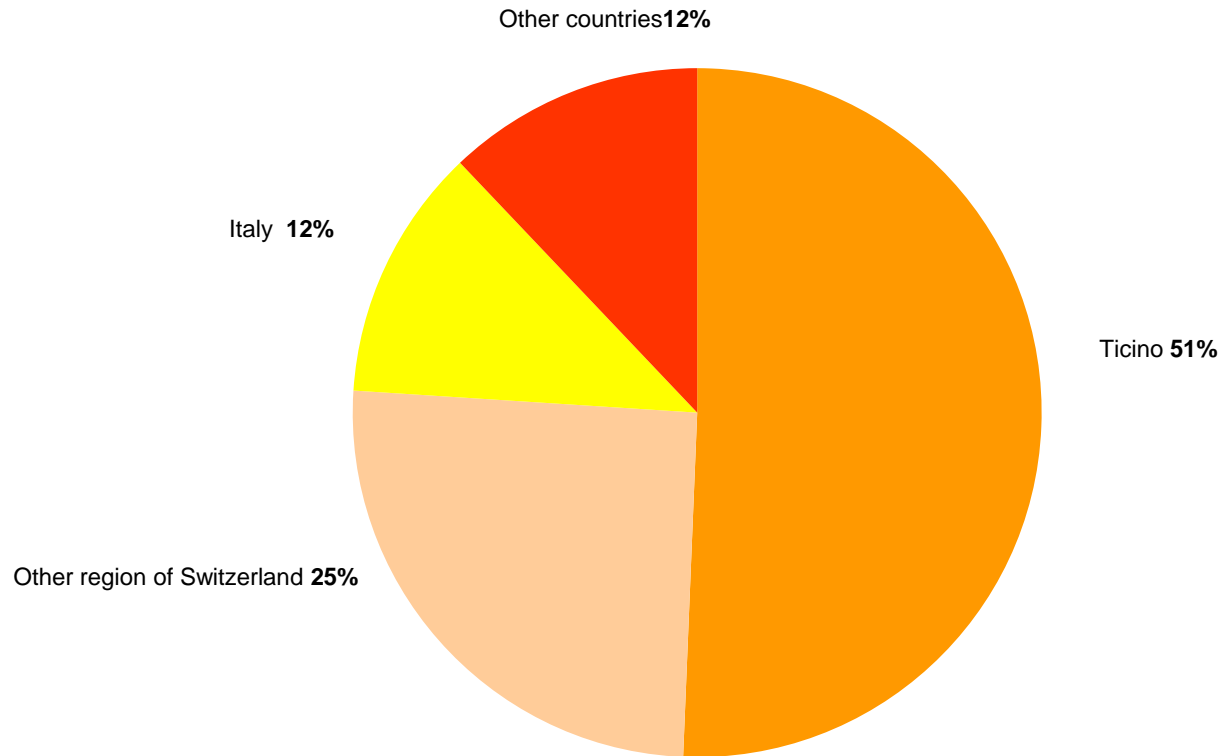
➔ Prevalence of employment in Ticino



Build your future

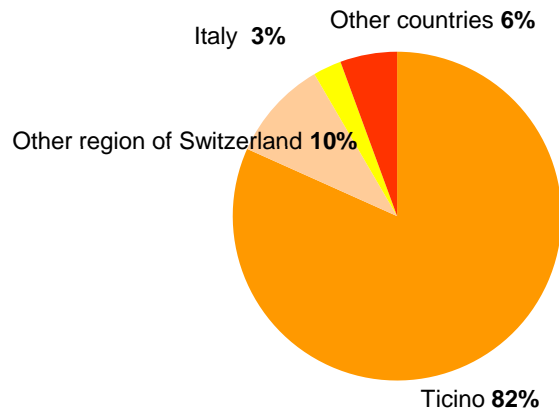
Place of work (5 years after graduation)

- ➔ Greater mobility outside Ticino (mainly to other cantons)

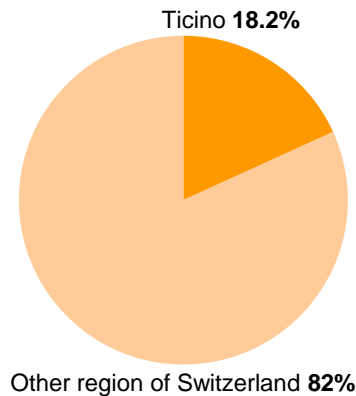


Place of work (by country 1 year after graduation)

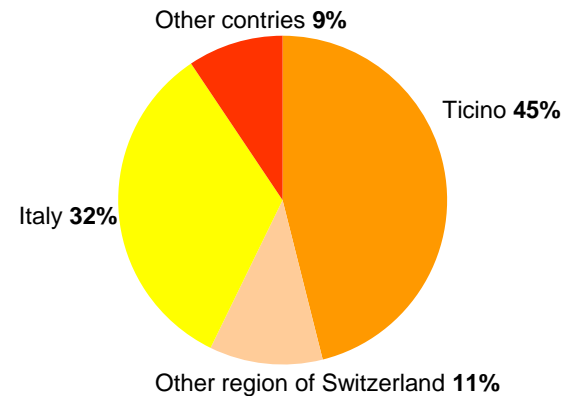
⇒ low mobility of the Swis



From Ticino



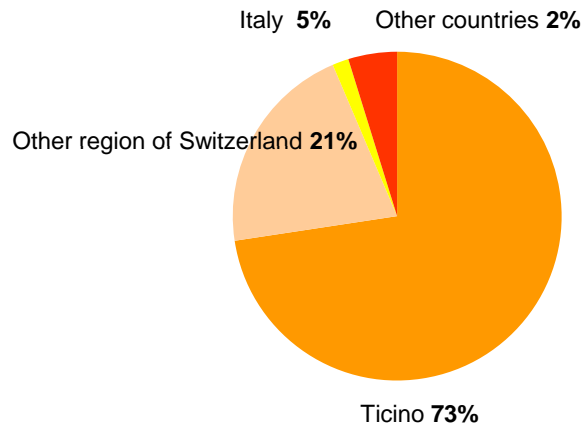
From other region of Switzerland



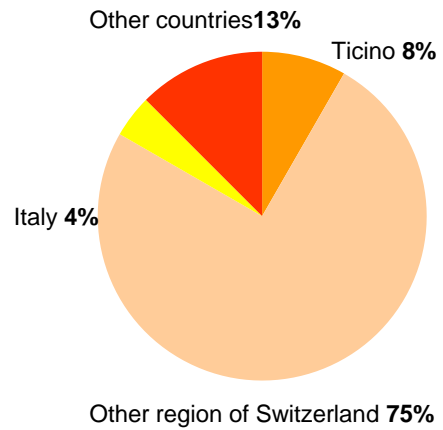
From Italy

Place of work (by country 5 years after graduation)

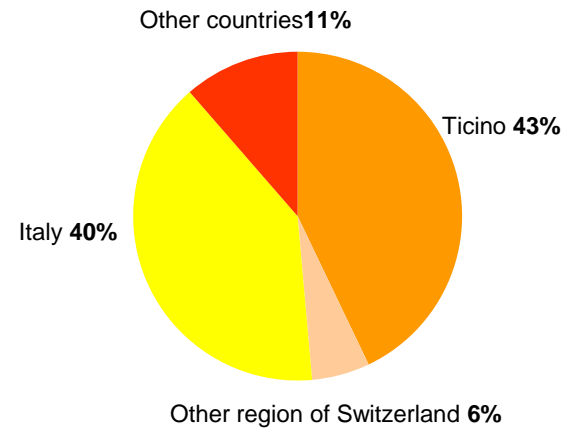
➔ Increase mobility of Swiss and partial return of the Italians



From Ticino



From other region of Switzerland

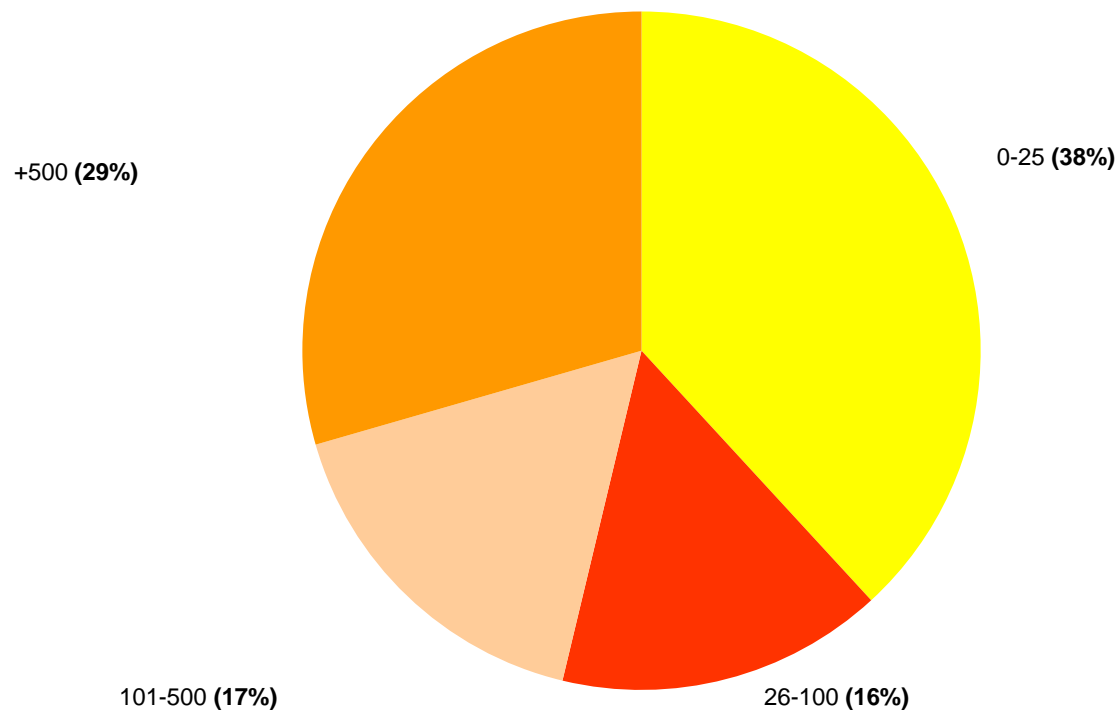


From Italy

Build your future

Company size (1 year after graduation)

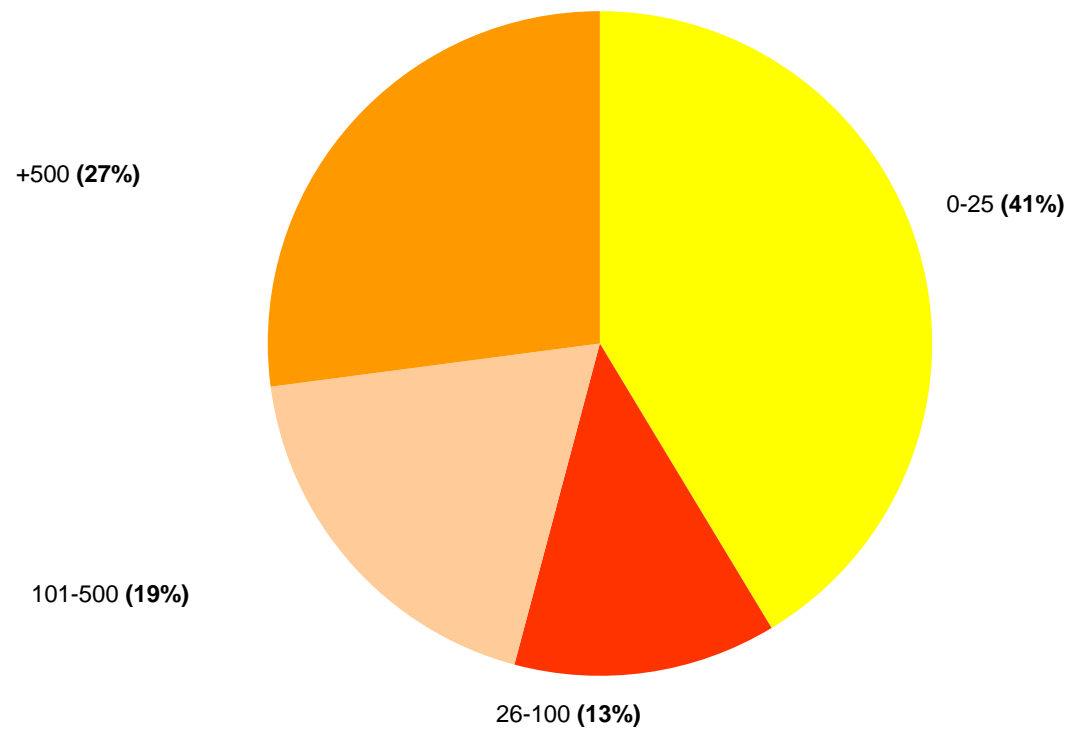
➔ Prevalence of small or very large companies



Build your future

Company size (5 years after graduation)

➔ trend in favour of large and small companies confirmed



Build your future

Type of contract (1 year after graduation)

- ⇒ Most USI graduates have an employee (91%) and open-ended contract (64%).
- ⇒ 87% choose to work full-time

Type of contract (5 years after graduation)

- ➔ Entrepreneurship experiences are increasing: 16% of USI graduates 5 years after graduation are working on a independent contract . The number of graduates with open-ended contracts has increased (86%).
- ➔ 78% continue to choose to work full-time (compared to 87% of class 2008/2009 graduates).

Graduates Annual income (after 1 and 5 years)

(average in CHF – Place of work: Switzerland)

1 year after graduation	
Qualification	Average income /CHF
Bachelor	49.250
Master	68.500

5 year after graduation	
Qualification	Average income /CHF
Four-year degree	90.000

Build your future

Consistency, professional satisfaction and USI

- ➔ 74% of the graduates who answered work in a sector which is consistent with the training received at USI and 90% declare to be satisfied with their current job. 5 years after graduation these percentages are 71% (consistency) and 96% (satisfaction) respectively.
- ➔ Among those who answered the questionnaire, 84% of class 2008/2009 graduates and 82% of class 2004 graduates declare that they are satisfied with the skills acquired at USI.