



Professional openings for USI graduates

2009 Survey

USI

Methodology used

- ➔ Survey carried out in April 2009 by USI's Career Service on class 2003 and class 2007/2008 graduates from the faculties of Economics, Communication, Architecture and Informatics.
- ➔ 704 graduates contacted, 376 answers received (53.4%), of which 115 from class 2003 graduates (55.8%) and 261 from class 2007/2008 graduates (52.4%).

2009 survey: population and answers (class 2007/2008)

FACULTY	ECO	COM	ARCH	INFO	TOT
Population	158	235	72	33	498
(% per faculty)	(31.8)	(47.2)	(14.4)	(6.6)	(100.0)
Answers	91	125	35	10	261
(% per faculty)	(34.8)	(47.9)	(13.4)	(3.8)	(100.0)
Response rate (%)	57.5	53.2	48.6	30.3	52.4

Qualification	BACH	MAST	DIPL	PhD	TOT
Population	206	193	72	27	498
(% per qualification)	41.3	38.7	14.4	5.4	100.0
Answers	110	98	35	18	261
(% per qualification)	42.1	37.5	13.4	6.9	100.0
Response rate (%)	53.4	50.8	48.6	66.7	52.4

2009 survey: population and answers (class 2003)

<i>Faculty</i>	ECO	COM	ARCH	TOT
Population (% per faculty)	36 (17,5)	91 (44,2)	79 (38,3)	206 (100.0)
Answers (% per faculty)	20 (17,4)	55 (47,8)	40 (34,8)	115 (100.0)
Response rate (%)	55,5	60,4	50,6	55,8

Survey's main results

- ➔ The percentage of graduates occupied is **95.4%** 1 year after graduation , which rises to **98.3%** 5 years after graduation.
- ➔ The average time taken to find employment is **1.7** months
- ➔ Mobility increases as professional experience is gained: 1 year after graduation 65.1% of graduates work in Ticino while after 5 years this percentage drops to 42.2%.
- ➔ A growing number of alumni hold top positions: 5 years after graduation 1 graduate in 3 holds a managerial (3.6%) or executive position (26.2%).

The employment situation 1 year after graduation

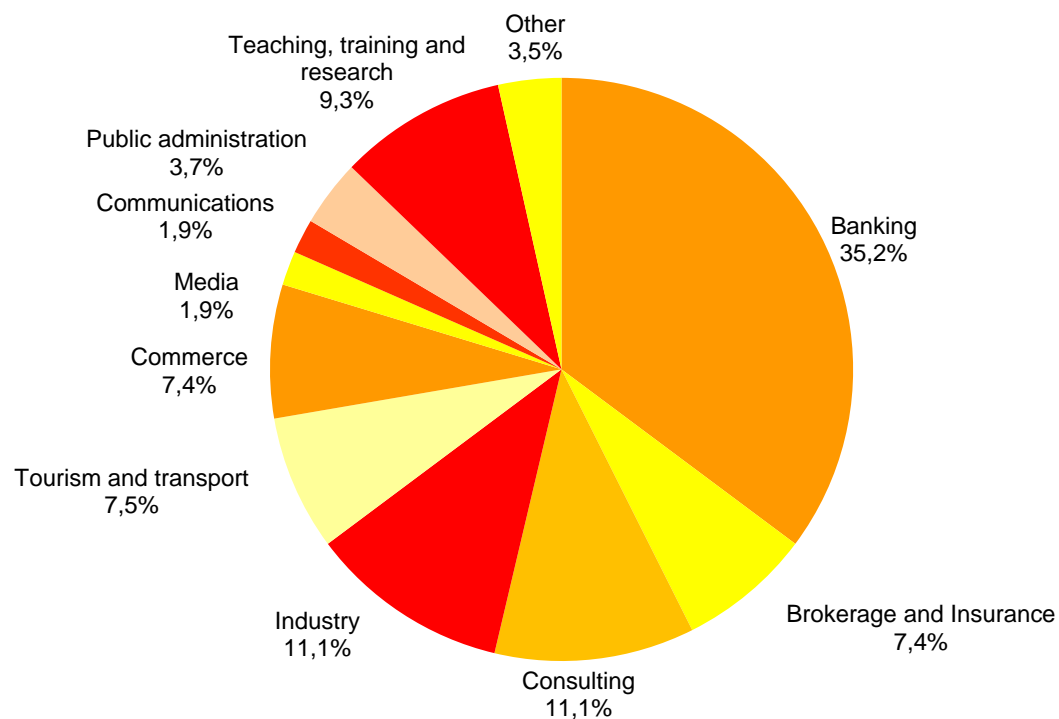
- ➔ 95.4% of graduates are employed: *of these 72.1% work, 23.4% study. Among those who work 12.3% carry out their work simultaneously with their study.*
- ➔ 4.6% (12) graduates are looking for an employment : *of these 25.% (3) hold a Bachelor's degree, 25% (3) a Master 's degree and 41.6% (3) a degree in architecture. 81.8% have already had work experience.*

The employment situation 5 years after graduation

- ➔ 98.3% of graduates are employed: *of these 94.8% work and 3.5 % have made other choices*
- ➔ 1,7% (2) of graduates are looking for (new) employment: *their average age is 35 and they have already worked in average for 4 years*

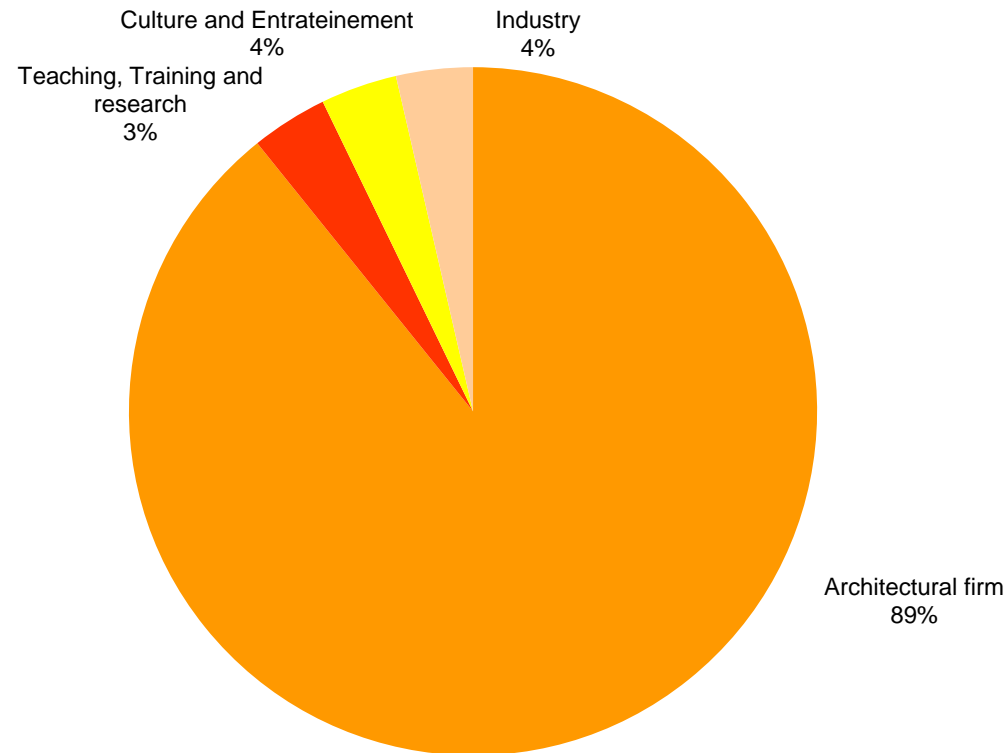
Employment sectors (1 year after graduation)

➔ Employment by sector, graduates in Economics



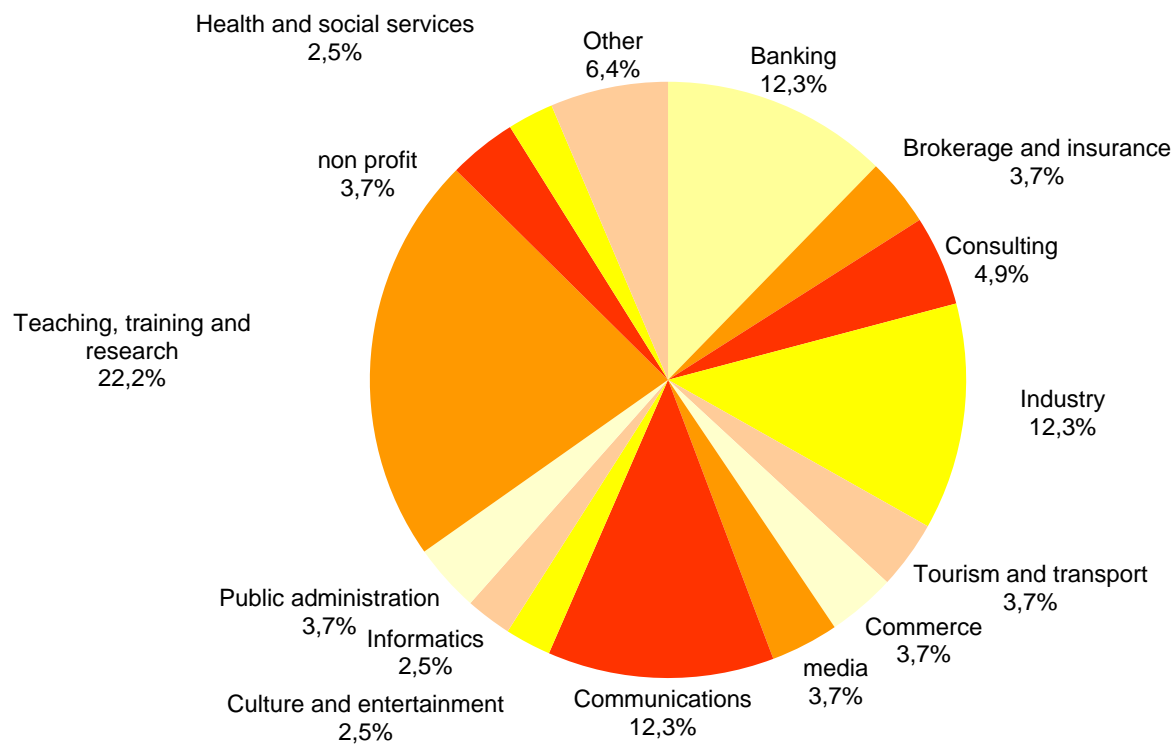
Employment sectors (1 year after graduation)

➔ Employment by sector, graduates in Architecture



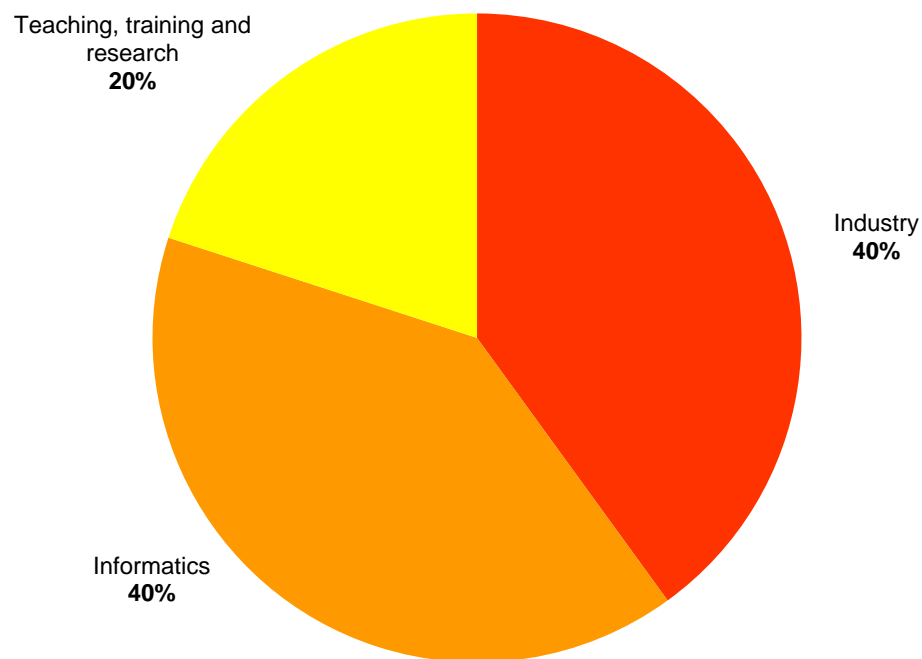
Employment sectors (1 year after graduation)

➔ Employment by sector, graduates in Communication Sciences



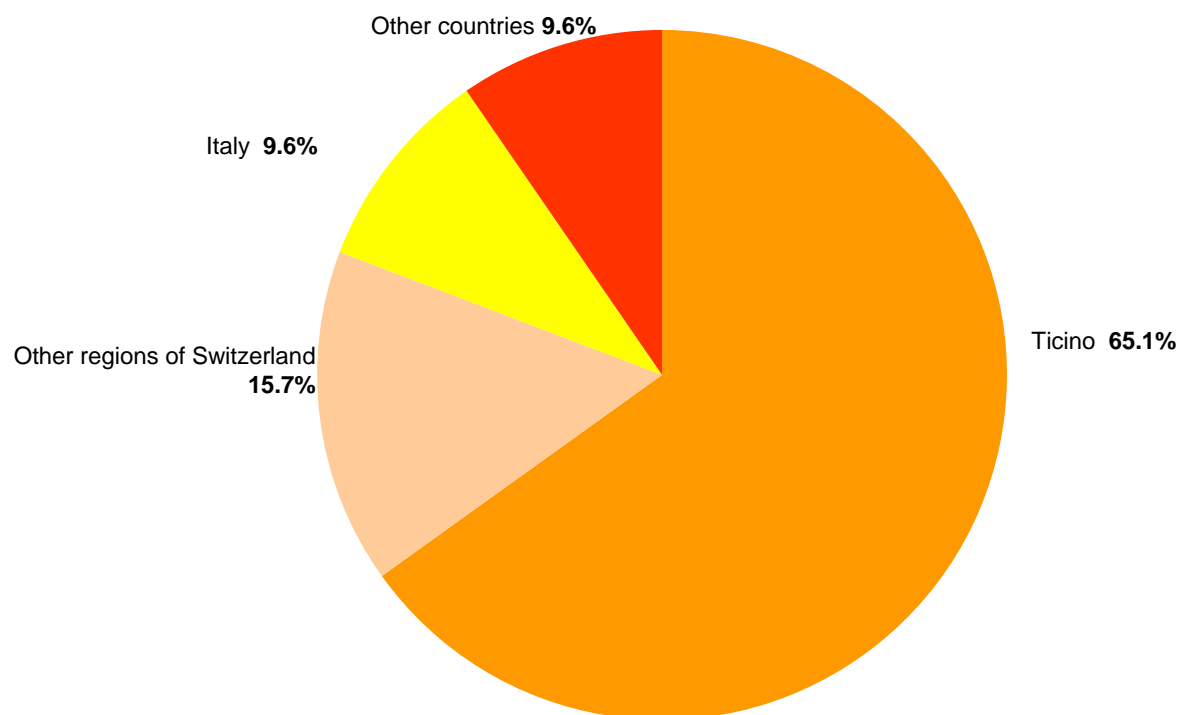
Employment sectors (1 year after graduation)

➔ Employment by sector, graduates in Informatics



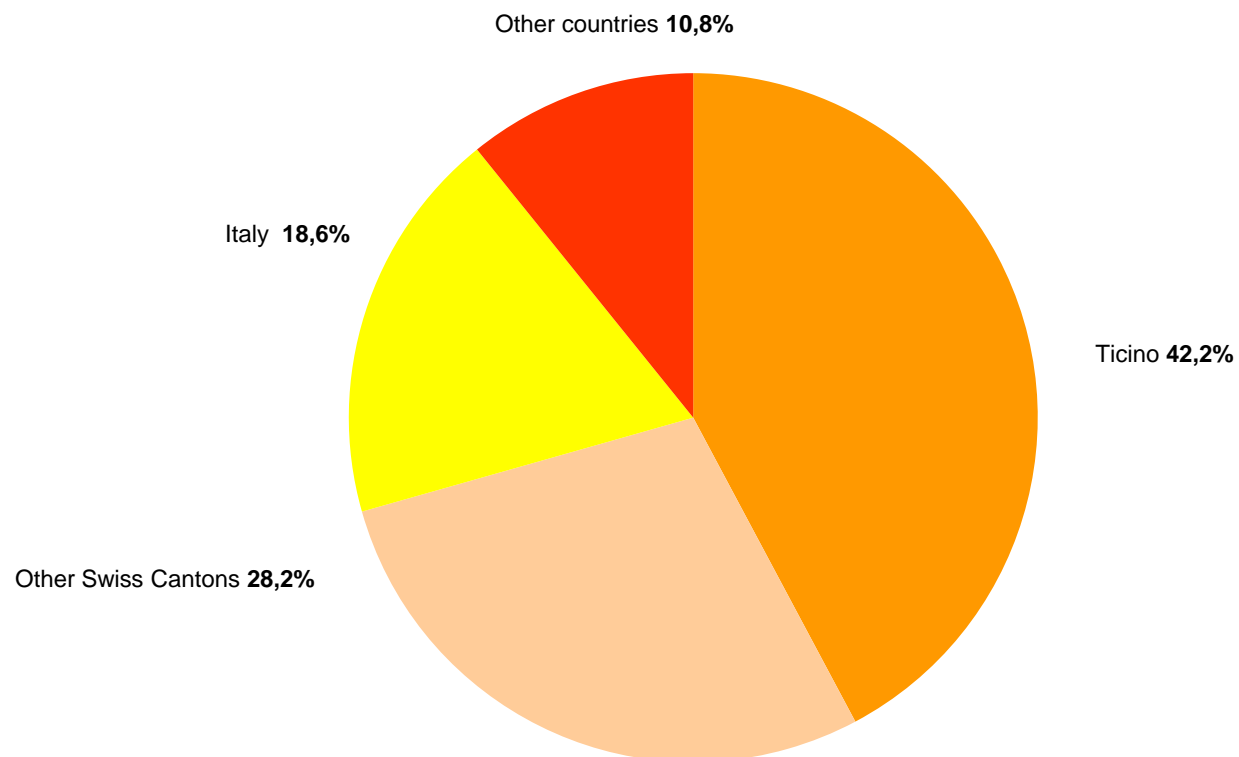
Place of work (1 year after graduation)

➔ Prevalence of employment in Ticino



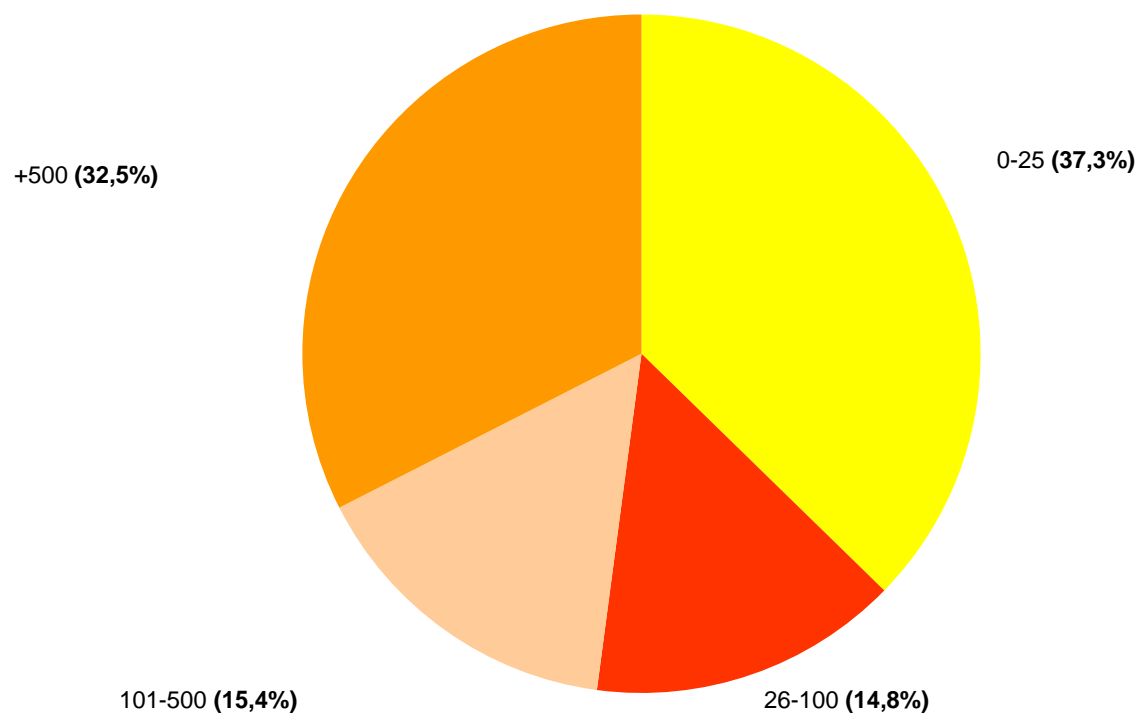
Place of work (5 years after graduation)

- ➔ Greater mobility outside Ticino (mainly to other cantons)



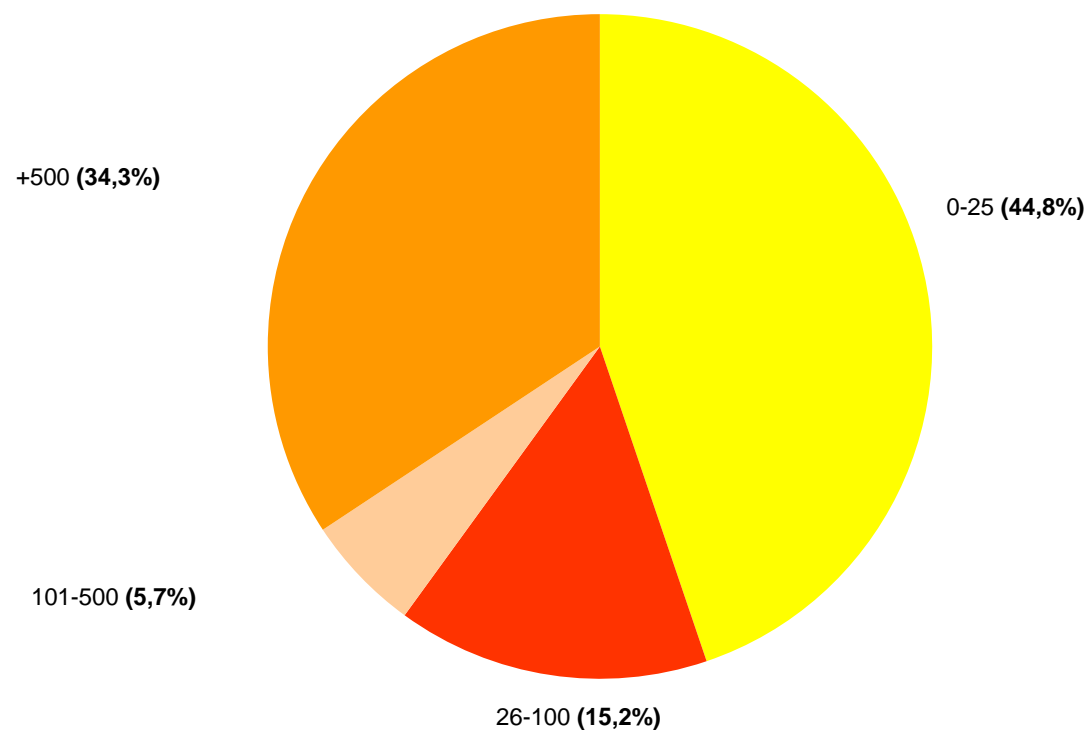
Company size (1 year after graduation)

➔ Prevalence of small or very large companies



Company size (5 years after graduation)

➡ trend in favour of large and small companies confirmed



Type of contract (1 year after graduation)

- ⇒ Most USI graduates have an employee (90.4%) and open-ended contract (70.7%).
- ⇒ 78.8% choose to work full-time

Type of contract (5 years after graduation)

- ➔ Entrepreneurship experiences are increasing: 16.8% of USI graduates 5 years after graduation are working on an independent contract. The number of graduates with open-ended contracts has increased (85.9%).
- ➔ 75% continue to choose to work full-time (compared to 78.8% of class 2007/2008 graduates).

Graduates Annual income (after 1 and 5 years)

(average in CHF – Place of work: Switzerland)

1 year after graduation	
Qualification	Average income /CHF
Bachelor	60.400
Master	68.300

5 year after graduation	
Qualification	Average income /CHF
Four-year degree	77.500

Consistency, professional satisfaction and USI

- ⇒ 70.7% of the graduates who answered work in a sector which is consistent with the training received at USI and 88.5% declare to be satisfied with their current job. 5 years after graduation these percentages are 67.7% (consistency) and 96.7% (satisfaction) respectively.
- ⇒ Among those who answered the questionnaire, 82.2% of class 2007/2008 graduates and 85.9% of class 2003 graduates declare that they are satisfied with the skills acquired at USI.